









## Analysis of Selection of Best Performing Individual from 3rd Place of Women Selection Trial

### Nita Banerji Analysis of Declarer Play

Sr. No.	Board	Dir	Versus	Declarer	Bid	By	Ld	Tks	+	-	Imps
1	3	NS	4 (M Texeira & P Prabhu)	Nita Banerji	4S	S	 K	=	420		0
2	4	NS	4 (M Texeira & P Prabhu)	Nita Banerji	3NT	S	 9	1	630		0
3	8	EW	6 (T Laroia & R Bhagwati)	Nita Banerji	4S	W	 K	1	450		11
4	19	EW	1 (A Mohan & M Sachdeva)	Nita Banerji	2NT	W	 5	-1		100	0
5	23	EW	3 (D Bhatnagar & A Surana)	Nita Banerji	2NT	W	 10	1	150		-10
6	38	NS	7 (S Govilkar & S Lele)	Nita Banerji	3NT	S	 4	2	460		0
7	43	NS	2 (B Malhotra & R Agarwal)	Nita Banerji	2C	S	 10	1	110		7
8	48	NS	2 (B Malhotra & R Agarwal)	Nita Banerji	4H	S	 2	1	450		1

**Net Imps** **9**

**Other Factors:**

**No. of Boards**

**Success Rate**

Opening Lead

12













54%

Defender Analysis

10

69%

### Rachel Joseph Analysis of Declarer Play

Sr. No.	Board	Dir	Versus	Declarer	Bid	By	Ld	Tks	+	-	Imps
1	2	NS	4 (M Texeira & P Prabhu)	Rachel Joseph	2H	N	 5	1	140		1
2	11	EW	6 (T Laroia & R Bhagwati)	Rachel Joseph	3D	E	 8	-1		50	-4
3	13	EW	6 (T Laroia & R Bhagwati)	Rachel Joseph	3NT	E	 K	-1		100	-6
4	18	EW	1 (A Mohan & M Sachdeva)	Rachel Joseph	2NT	E	 6	3	210		-6
5	20	EW	1 (A Mohan & M Sachdeva)	Rachel Joseph	4C	E	 6	=	130		-10
6	21	EW	1 (A Mohan & M Sachdeva)	Rachel Joseph	4S	E	 A	-2		100	-6
7	24	EW	3 (D Bhatnagar & A Surana)	Rachel Joseph	5S	E	 3	=	450		0
8	25	EW	3 (D Bhatnagar & A Surana)	Rachel Joseph	1NT	E	 8	-2		200	-2
9	26	EW	3 (D Bhatnagar & A Surana)	Rachel Joseph	4H	E	 6	1	650		0
10	28	EW	3 (D Bhatnagar & A Surana)	Rachel Joseph	4D	E	 A	-3		150	-3
11	41	NS	7 (S Govilkar & S Lele)	Rachel Joseph	4H	N	 2	2	480		0
12	42	NS	7 (S Govilkar & S Lele)	Rachel Joseph	2H	N	 2	-1		100	0

**Net Imps** **-36**

**Other Factors:**

**No. of Boards**

**Success Rate**

Opening Lead

10

69%

Defender Analysis

12

54%